

SOUTH METROPOLITAN FIRE PROTECTION DISTRICT



2021

YEAR END

REPORT



SOUTH METROPOLITAN FIRE PROTECTION DISTRICT **2021 ANNUAL CHIEFS LETTER**

Here we are at the end of yet another year. 2020 was the year like no other, or so we thought. We had high aspirations for 2021. We wanted COVID to disappear. We longed for no more masks, no more hand sanitizer, no fear of being in the room when someone coughed – all for the fear of contracting COVID 19. 2021 was a continuation of 2020 – more COVID.

As a department, we forged on to ensure the safety of our citizens and our crews. We had to limit our community service events and contact with the public. We enjoy station tours, block parties and safety education. That human interaction is something we looked forward to getting back to.

One positive that we are very excited about is land acquisitions for two new buildings. We were long overdue for an Administration building. We purchased land that became available directly behind our current Training building and burn tower. This is ideal as it keeps our staff close to Headquarters and Training. We are anticipating a completion date of late spring 2021. Station 2 will also be moving just south of its current location of 291 Highway in the new section of Lake Winnebago. Our crews will be moving in to their new station in late fall 2021.

Our call volume record was shattered in 2021 with 4341 total calls. I am always so very proud of our men and women for their continued support and dedication. I know this has been hard for them and their families as they are exposed to COVID. I know I, along with the residents in Raymore, are very grateful for their service.

We are always sad when one of our own leaves, and this year we said goodbye to Fire Marshal Randy Powers. Randy retired after 20 years of service. We were pleased to announce the promotion of Brett Palmer as our new Fire Marshal.

It is with high hopes that in 2022 we come to find our new normal that allows us to serve you, our citizens, with more hands on and face to face interactions. We promise to provide you with the highest level of care and compassion while keeping you, as well as our staff, safe and healthy.

Thank you, again, for allowing me to serve you and your families. I truly am honored.

Sincerely

Lee Stevens

Lee Stevens
Fire Chief



SOUTH METROPOLITAN FIRE PROTECTION DISTRICT **YEAR IN REVIEW 2021**

The following goals/accomplishments were implemented and/or completed by the South Metropolitan Fire Protection District and its personnel

- Pickering Meet and Greet
- Raymore Fireworks
- Foxwood Parade
- Block Parties
- Lake Winnebago Fireworks
- Neighborhood Parades
- Lake Winnebago 5k
- Ride-A-Longs
- Mini Mud Run
- Pickering Picnic
- VFW
- September 11 Remembrance
- Daughters of the American Revolution
- Raymore Festival
- Lake Winnebago Safety Fair
- Football Standby's
- Manna Fellowship Church
- Hero Fund Golf Tournament
- Lowe's Fire Safety Event
- Preschool Visits
- Eagle Glen Neighborhood
- Miracle Apostolic Church
- Station Tours
- Eagles Outreach
- Boy Scout Tours
- Raymore Christmas in the Park
- Santa Delivery
- Dispatch Appreciation
- GEMT
- Medicare Cost Reporting
- Battery Installs
- EMS Week
- Hoefer Welker
- Turner Construction
- New District Attorney
- Fire District Growth
- Property Exchange/Randy Spaulding
- Labor Meetings
- Chamber of Commerce
- Guns and Hoses
- 2 New Board of Director Members
- 12 – 1 Year Employee Anniversaries
- 5 - 5 Year Employee Anniversaries
- 4 – 15 Year Employee Anniversaries
- 1 – 20 Year Employee Anniversary
- 17 Cent Tax Levy



South Metropolitan Fire Protection District

2021 Deputy Chief Year End Letter

Now that 2021 has come to a close I find myself in a very similar position as I did at the end of 2020. Along with this similar position is an equal sense of gratitude and pride. While collectively we keep hearing things about getting “back to normal” or finding the “new normal”, I tend to see us as evolving.

While we find ourselves with COVID still being the most notable topic for 2021, I think it is important that we simply acknowledge its existence. In so many instances COVID is referred to in a negative sense. While it does have a negative component to it, I see it as an opportunity to help us as an organization to evolve. I am extremely proud to report that once again our Operations personnel have stepped up and continued to deliver nothing less than exceptional services to our communities and constituents.

As a Fire District we find ourselves in a very unique position. We are growing at an exceptional rate in regard to residential and commercial growth all while juggling an every-changing environment in regard to the medical services we provide. The most notable area indicating our rate of growth is our rate of increase in call volume. From 2020 to 2021 the Operations staff saw an unprecedented 11.5% increase in call volume. To put this in perspective, many of our neighboring agencies are reporting a 5% increase in call volume over the same period of time.

While we saw unprecedented growth in staffing in 2020, we are now reaping the rewards of hiring the caliber of firefighter that we were able to and that, I believe is the determining factor in just how well we have handled the significant increase in call volume for 2021.

In closing, I would like to thank each and every one of you for the trust and opportunities that we have been afforded. I look forward to seeing how we can continue to rise to the occasion and evolve in 2022.

Professional,

Eric A. Smith

Eric Smith
Deputy Chief
South Metro Fire



South Metropolitan Fire Protection District

2021 Deputy Chief Year End Report

- Welcomed eight new employees to the Fire District.
- Randy Powers retired after serving the Fire District for 20 years.
- Promoted Brett Palmer to Fire Marshal.
- Promoted Eric Perilla to Engineer.
- Firefighter Ali Watson obtained her Paramedic license.
- Implemented new software to track and manage items such as daily and weekly apparatus checks, narcotics use and inventory, as well as other equipment.
- Updated IamResponding to reflect new hydrants installed throughout the Fire District.
- Developed and implemented a new physical fitness assessment for all Operations personnel.
- Made improvements to Fire and EMS reporting quality assurance standards.
- Reviewed out of class testing standards and eligibility requirements.
- Qualified numerous employees on Mobile Water and Pumpers.
- Implemented new Standard Operating Guidelines for the Fire District.
- Designed and placed three new ambulances on order with an early 2023 delivery timeline.
- Designed and ordered a new Tanker with an anticipated delivery in April 2022.
- Designed and ordered a new Ladder truck with an anticipated delivery in mid-2023.
- Implemented a new apparatus identifying and numbering system as a part of a county wide system.
- Completed remodel projects as a part of the 2020 GO Bond approved by voters.



South Metropolitan Fire Protection District

2021 Division Chief Year End Report

Date	Project	Vendors
Jan-April	Completion of Station remodel of HQ: Dayroom, New Gym, New Bunker gear room and kitchen	Haren Companies
Jan-April	Completion of Station 43 remodel: Kitchen, Dayroom ceiling drop, and Bunker gear	Haren Companies
Jan-April	New Recliners for Stations 41 and 43	DreamSeat
March	Upgrade to front Suspension of Brush 42 and Brush 43 with steering stabilizer kit	Blackjack Truck Accessories
March	Window frosting to HQ front Entryway with new logo design	Digital Niche LLC
April	Brand new Legacy 8scfm 3 stage SCBA compressor for Station 43 purchased	Alex Air
April	3 new FLIR Thermal imaging cameras purchased for Fire apparatus	Leo M Ellebracht Co.
April	Upgrade to lighting in Day room of HQ with 5 new LED fixtures	Teague Electric
May	5 Year SCBA Hydro testing performed for all SCBA Cylinders	Marmic Fire and Safety
May	Sean Dawson and Ron Burton added to Memorial Wall as retirees	Schowengerdt Inscriptions
June	Brand new HVAC Condenser and Furnace unit for Station 43	Comfort Systems HVAC
June	All main SCBA Cascade system bottles Hydro tested for 10yr testing includes Rescue 41	Marmic Fire and Safety
June	Purchase of New 2021 Ford Explorer - Deputy Chief	Bob Sight Ford
July	Station 3 signage changed to Station 43 as an upgrade to sign only	KE Graphics
July	All Preventative Maintenance services on Overhead garage doors at all stations performed	Overhead Door Co.



South Metropolitan Fire Protection District

2021 Division Chief Year End Report **continued**

Date	Project	Vendors
August	Station 42 Grounds work around Septic Pond with tree clearance and retention upgrade	Alford Enterprises
August	Cleanup and new planting at Fire memorial	New Beginnings Landscape
September	All new licenses for District vehicles to denote Stations 41,42, and 43	Mo. Vocational Enterprises
September	All new concrete replaced at entry to training tower grounds (616 sq ft.)	Preferred Asphalt and Conc.
September	Milton Minnick added to retirees at Memorial grounds	Schowengerdt Inscriptions
October	Asphalt repair and patching at Station 43 (Appx 462 sq ft. at 6" with fill)	Preferred Asphalt and Conc.
November	All new up fitting of Support 42 to BC 41 with new command cabinet and lighting	911 Custom
November	Bay garage door signage of a large 43 installed	Digital Niche LLC
November	Liquidation of Asset 2017 Chevy Tahoe to Bob Sight Ford	Bob Sight Ford
November	Brand new garage door opener M1 rear door with track and rail	Overhead Door Co.
November	Crack Sealing of Stations 41, Training, and Station 43 asphalt	Preferred Asphalt and Conc.
November	Liquidations with GOV Deals of Emergency equipment/ Funds to memorial expenses	Gov Deals
December	Brand new Ice machine purchased for the Bay at Station 41	Capital Equipment and ice
December	All District VoIP phone services now transferred to Altigen and cloud based	Lighthouse Business



South Metropolitan Fire Protection District

2021 Fire Marshal's Year End Report

- **Meetings**
Attended 120 meetings.
- **Construction Inspections**
Completed 84 construction site inspections.
- **Plan Review**
Completed 52 plan reviews.
- **Follow-up**
Completed 38 follow up requests.
- **Fire Prevention**
Completed 34 fire prevention task for the Fire District.
- **Business Surveys**
Completed 136 commercial business inspections.
- **Calls for service**
Responded to 41 alarms.
- **Investigations**
18 fire investigations were conducted.
 - Two of the investigations were confirmed arson cases and both suspects were apprehended.
- **Burn Permits**
89 burn permits were processed and issued.
- **Firework Permits**
Processed 9 firework permits.
- **Training**
Attended/Provided 19 classes.

Fire Incident by Type (NFIS)	Count	Percentage
100 Fire, other	1	2.22%
111 Building fire	10	22.22%
112 Fires in structure other than in a building	2	4.44%
113 Cooking fire, confined to container	4	8.89%
118 Trash or rubbish fire, contained	1	2.22%
131 Passenger vehicle fire	4	8.89%
132 Road freight or transport vehicle fire	1	2.22%
142 Brush or brush-and-grass mixture fire	7	15.56%
143 Grass Fire	7	15.56%
150 Outside rubbish fire, other	1	2.22%
151 Outside rubbish, trash or waste fire	3	6.67%
160 Special outside fire, other	2	4.44%
173 Cultivated trees or nursery stock fire	1	2.22%
200 Overpressure rupture, explosion, overheat other	1	2.22%
Total	45	100%

Fire Prevention Revenue	
TYPE	Amount
New Construction	\$114,799.01
Fire Report Request	\$90.00
Special	\$1,100.00
Plan Review	\$1,700.00
Total	\$117,689.01

2021 New Businesses	
O'Dell's Discount Store	Kelli's 331 Forever
Scooters Coffee	Bing Coffee
Clean Pooch Grooming	Employee Staffing Group
Buffy City Soap	The Source
Lutfi's Fried Fish	CommunityAmerica Credit Union
About You Nutrition	Southtown Storage
Aware Sports	The Lofts at Foxridge
Southern Glazers Wine and Spirits	



South Metropolitan Fire Protection District

2021 Training Chief Year End Report

- **Hosted Leadership Course through Columbia Southern University**
- **Hosted mutual aid live fire and tower drill training with Lees Summit and Belton Fire Department**
- **Paramedic School**
 - 1 Firefighter completed course and licensure
 - 2 Firefighters started paramedic school
- **Engineer Qualification Course**

Personnel attended sections of the course over 2021

 - 14 personnel Qualified on Tanker 43
 - 6 personnel Qualified on Pumping Apparatus
 - 6 personnel successfully completed all requirements for Engineer Qualified

TRAINING HOURS PROVIDED		
TOPIC	Avg Hours per FF	Total Training Hours
Administrative Training	11.8	529
Basic Firefighter Skills	5.49	247
Company Training	16.27	732
EMS Training	21.25	956
Engineer Training	58.89	2650
Fire Prevention Training	10.95	493
Fire Suppression Training	30.98	1394
Officer Development Training	11.04	497
Recruit Fire School (9 Firefighters)	80	720
Probationary Firefighter Training (18 FF began or completed probationary status in 2021)	155.78	2797
Rescue Training	4.71	212
TOTAL TRAINING HOURS		11,227

CPR TRAINING

118 CPR Cards & 14 ACLS Cards

Dolan west Dolan FD
Raymore Police Dept.
Raymore Parks & Rec
Ray-Pec School District
Belton Regional Med Ctr

OUTSIDE TRAINING

South Metro personnel attended training courses offered through the Missouri Division of Fire Safety or MU Fire Rescue Training

9 Personnel & 370 Hours



South Metropolitan Fire Protection District

2021 Assistant Chief Cipolla **Year End Report**

- **Radios**

New portable radios put in service

- **Mutual Aid Mobile Radios**

New mutual aid mobile radios put in Ladder 41, Engine 42, Engine 43 and one for the new Tanker

- **Galls**

New boot purchasing program created with Galls

- **Uniforms**

Dress uniforms for twelve employees coming off probation



South Metropolitan Fire Protection District

2021 Assistant Chief Collier Year End Report

For the year of 2021 South Metro Fire Protection District ran a total of 3,084 EMS related calls. From those 3,084 EMS contacts, 78% (2416 patients) were transported to the hospital. This was another challenging year for our personnel with COVID-19 spikes throughout the community, supply chain issues in with EMS supplies, and staffing shortages from suppliers and maintenance providers.

- **Ambulances**

Three new ambulances were ordered - estimated delivery date of December 2022.

- Ford F-550 chassis, 7.3 engine with a forward door design for the ambulance compartment. This will give a larger feel inside the patient compartment and allow for better accessibility.

- **Oxygen Supplier**

Changed oxygen suppliers to Airgas.

- This change has saved the district money and streamlined the process for personnel.

- **ECG Monitors**

Three new Zoll ECG monitors were ordered, delivery January 2022.

- The new Zoll monitors have updated software capabilities and will replace units from 2016.

- **First-In Bags**

New First-in EMS Bags were purchased for the ambulances.

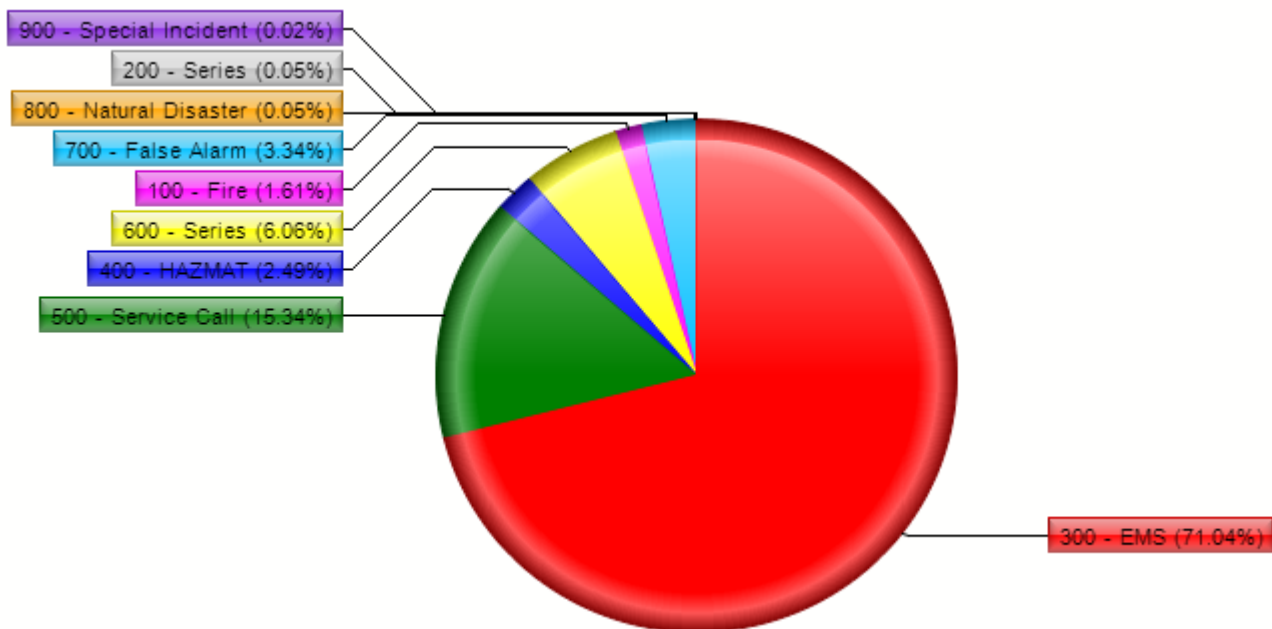
- These will replace worn out bags and will be easier for the crews to clean and decontaminate after exposure.

Incident Type with Monthly & Annual Breakdown

Alarm Dates 1/1/2021 - 12/31/2021

Incident Type Group	2021	Total
100 - Fire	70	70
200 - Series	2	2
300 - EMS	3084	3084
400 - HAZMAT	108	108
500 - Service Call	666	666
600 - Series	263	263
700 - False Alarm	145	145
800 - Natural Disaster	2	2
900 - Special Incident	1	1
Totals		4341

Incident Type Group	2021-01-01	2021-02-01	2021-03-01	2021-04-01	2021-05-01	2021-06-01	2021-07-01	2021-08-01	2021-09-01	2021-10-01	2021-11-01	2021-12-01	Total
300 - EMS	244	214	271	245	239	251	283	286	259	228	267	297	3084
500 - Service Call	46	65	53	46	38	42	44	63	72	67	67	63	666
400 - HAZMAT	11	8	10	4	5	14	8	9	10	7	11	11	108
600 - Series	16	27	24	25	22	18	15	22	13	28	19	34	263
100 - Fire	2	9	11	11	2	5	5	5	3	6	7	4	70
700 - False Alarm	9	25	8	8	12	14	9	8	13	16	12	11	145
800 - Natural Disaster	0	0	1	0	1	0	0	0	0	0	0	0	2
200 - Series	0	0	1	0	0	0	0	0	0	0	0	1	2
900 - Special Incident	0	0	0	0	0	0	0	1	0	0	0	0	1
Monthly Total	328	348	379	339	319	344	364	394	370	352	383	421	4341



Total Calls by Shift and Station

Alarm Dates 1/1/2021 - 12/31/2021

Total Call by Shift

Shift	1/1/2021	2/1/2021	3/1/2021	4/1/2021	5/1/2021	6/1/2021	7/1/2021	8/1/2021	9/1/2021	10/1/2021	11/1/2021	12/1/2021	Total
A-SHIFT	101	124	125	97	108	103	131	109	124	102	123	135	1382
B-SHIFT	117	124	131	121	113	122	126	144	116	136	133	139	1522
C-SHIFT	110	100	123	121	98	119	107	141	130	114	127	147	1437
Total	328	348	379	339	319	344	364	394	370	352	383	421	4341

Total Call by Station

Station	1/1/2021	2/1/2021	3/1/2021	4/1/2021	5/1/2021	6/1/2021	7/1/2021	8/1/2021	9/1/2021	10/1/2021	11/1/2021	12/1/2021	Total
South Metro Fire (HQ - Station 41)	0	0	0	0	0	0	0	0	3	195	221	258	668
South Metro Fire (HQ - Station 1)	186	204	200	193	166	180	210	208	210	0	0	0	1757
South Metro Fire (Station 42)	0	0	0	0	0	0	0	0	1	44	46	40	129
South Metro Fire (Station 2)	36	38	49	43	32	33	55	48	42	0	0	0	376
South Metro Fire (Station 43)	0	0	0	0	0	0	0	0	5	113	116	123	351
South Metro Fire (Station 3)	106	106	130	103	121	131	99	138	109	0	0	0	1043
Total	328	348	379	339	319	344	364	394	370	352	383	421	4341

Monthly Breakdown of Incidents

Alarm Dates 1/1/2021 - 12/31/2021

Incident Type Details	2021-01-01	2021-02-01	2021-03-01	2021-04-01	2021-05-01	2021-06-01	2021-07-01	2021-08-01	2021-09-01	2021-10-01	2021-11-01	2021-12-01	Total
321 - EMS call, excluding vehicle accident with injury	169	136	209	174	170	157	196	201	202	174	194	218	2200
511 - Lock-out	7	12	6	7	9	10	3	7	4	13	10	8	96
5531 - Public Service Smoke Detector/Batteries install	16	19	12	8	8	4	8	12	18	17	16	9	147
3213 - EMS call, transport from a healthcare facility	38	28	29	34	29	40	23	36	26	23	35	39	380
424 - Carbon monoxide incident	5	1	4	0	1	4	0	4	0	0	0	1	20
554 - Assist invalid	15	15	22	16	11	20	20	29	35	24	33	37	277
622 - No incident found on arrival at dispatch address	6	6	8	5	2	6	3	4	7	10	3	7	67
553 - Public service	5	9	0	3	0	2	5	4	3	2	1	1	35
412 - Gas leak (natural gas or LPG)	3	4	4	2	0	3	4	3	6	4	5	4	42
3211 - EMS call, patient refusal obtained	23	27	20	29	20	36	43	34	20	10	25	26	313
440 - Electrical wiring/equipment problem, other	1	1	0	0	1	2	0	0	0	1	0	0	6
3221 - Motor vehicle accident with injuries, all Refusals	3	3	2	1	3	0	1	1	3	3	2	2	24
611 - Dispatched & canceled en route	10	20	13	16	18	12	8	16	5	13	13	15	159
324 - Motor vehicle accident with no injuries.	5	8	2	1	1	3	2	4	1	5	6	3	41
131 - Passenger vehicle fire	2	0	0	0	0	0	0	0	0	1	1	0	4
571 - Cover assignment, standby, moveup	1	0	0	0	0	0	0	0	0	0	0	1	2
322 - Motor vehicle accident with injuries	4	12	5	2	11	11	14	8	7	9	4	3	90
441 - Heat from short circuit (wiring), defective/worn	1	0	0	0	0	0	0	0	0	0	0	0	1
445 - Arcing, shorted electrical equipment	1	0	0	0	2	4	4	1	1	1	1	1	16

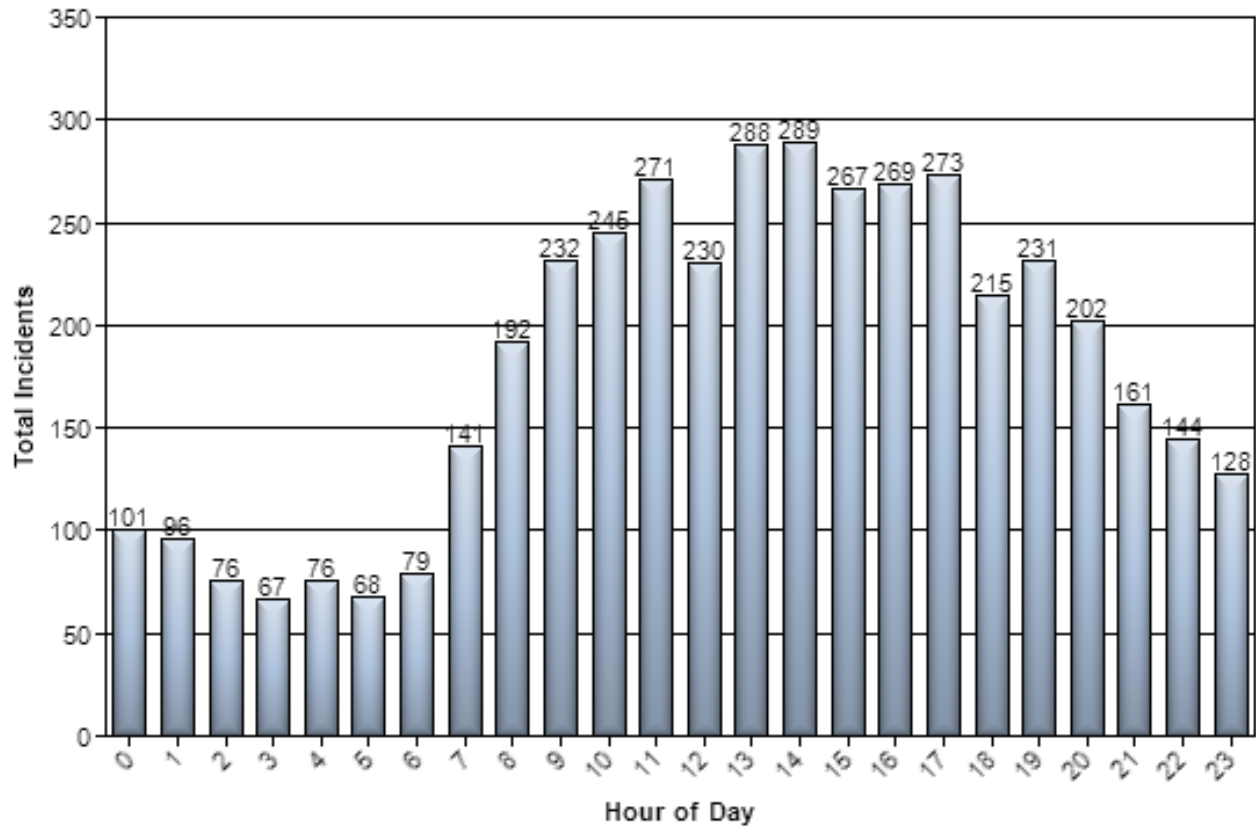
Monthly Breakdown of Incidents

Alarm Dates 1/1/2021 - 12/31/2021

541 - Animal problem	0	0	0	0	1	0	0	0	0	0	1	0	2
118 - Trash or rubbish fire, contained	0	0	0	0	0	1	0	0	0	0	0	0	1
320 - Emergency medical service incident, other	0	0	0	0	0	2	0	0	0	1	0	0	3
311 - Medical assist, assist EMS crew	0	0	0	0	0	1	0	0	0	0	0	2	3
100 - Fire, other	0	0	0	0	0	1	0	0	0	0	0	0	1
400 - Hazardous condition, other	0	0	0	0	0	1	0	0	0	0	0	0	1
151 - Outside rubbish, trash or waste fire	0	0	0	0	0	0	1	0	0	1	1	0	3
5533 - Public Relations event 100-250 people	0	0	0	0	0	0	2	1	2	1	0	1	7
5534 - Public Relations event over 250 people	0	0	0	0	0	0	1	0	0	0	0	0	1
744 - Detector activation, no fire - unintentional	0	0	0	0	0	0	1	0	0	1	0	0	2
150 - Outside rubbish fire, other	0	0	0	0	0	0	1	0	0	0	0	0	1
911 - Citizen complaint	0	0	0	0	0	0	0	1	0	0	0	0	1
114 - Chimney or flue fire, confined to chimney or flue	0	0	0	0	0	0	0	1	0	0	0	0	1
444 - Power line down	0	0	0	0	0	0	0	1	1	0	0	2	4
522 - Water or steam leak	0	0	0	0	0	0	0	1	0	0	0	0	1
411 - Gasoline or other flammable liquid spill	0	0	0	0	0	0	0	0	1	0	1	1	3
740 - Unintentional transmission of alarm, other	0	0	0	0	0	0	0	0	0	1	0	1	2
652 - Steam, vapor, fog or dust thought to be smoke	0	0	0	0	0	0	0	0	0	1	1	0	2
200 - Overpressure rupture, explosion, overheat other	0	0	0	0	0	0	0	0	0	0	0	1	1
Total	328	348	379	339	319	344	364	394	370	352	383	421	4341

Hourly Breakdown of Incidents

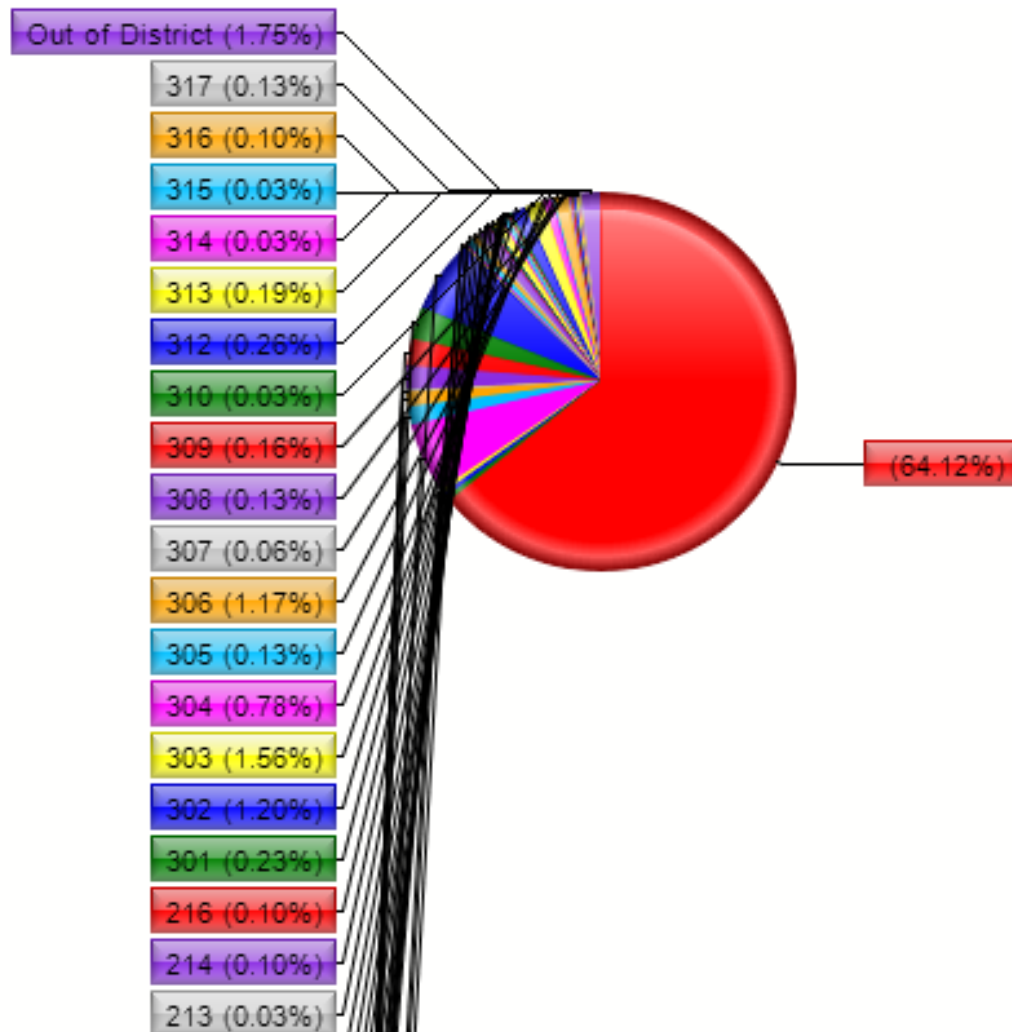
Alarm Dates 1/1/2021 - 12/31/2021



Resident Status Breakdown

Dispatched Time 1/1/2021 - 12/31/2021

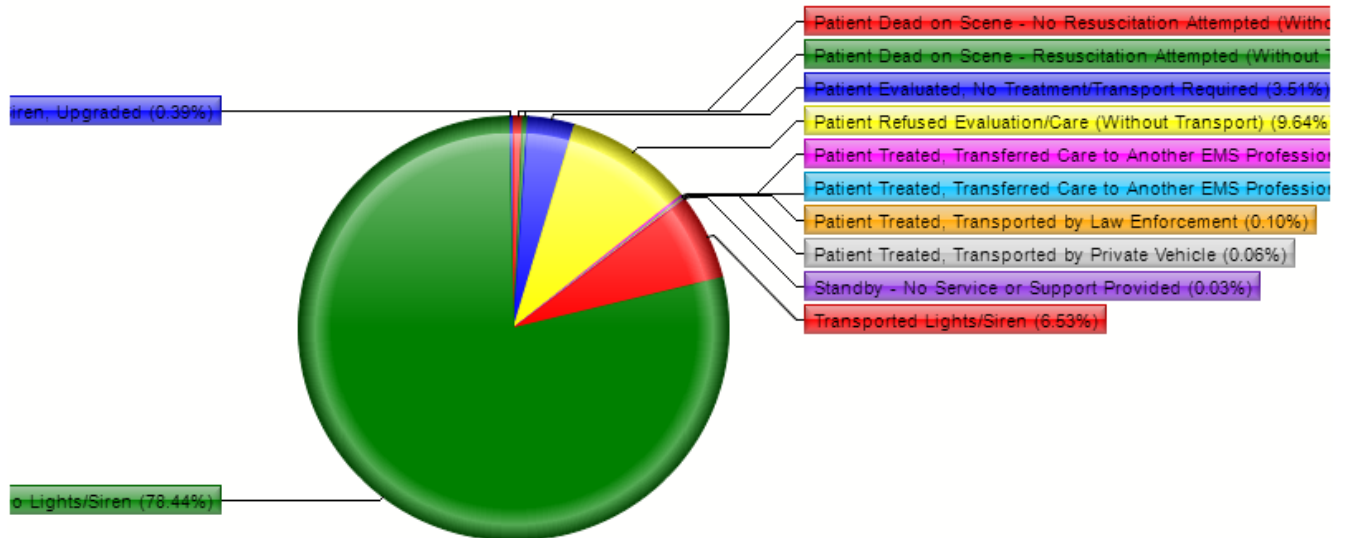
Zone Breakdown	Total
International	1
Non-Resident	561
Resident	2518
Total	3080



Disposition Breakdown

Dispatched Time 1/1/2021 - 12/31/2021

Disposition Breakdown	Total
Patient Dead on Scene - No Resuscitation Attempted (Without Transport)	21
Patient Dead on Scene - Resuscitation Attempted (Without Transport)	12
Patient Evaluated, No Treatment/Transport Required	108
Patient Refused Evaluation/Care (Without Transport)	297
Patient Treated, Transferred Care to Another EMS Professional	6
Patient Treated, Transferred Care to Another EMS Professional/Unit	1
Patient Treated, Transported by Law Enforcement	3
Patient Treated, Transported by Private Vehicle	2
Standby - No Service or Support Provided	1
Transported Lights/Siren	201
Transported No Lights/Siren	2416
Transported No Lights/Siren, Upgraded	12
Total	3080



Call Volume by Day of Week & Time of Day

Alarm Dates 1/1/2021 - 12/31/2021

Day of Week	0	1	2	3	4	5	6	7	8	9	10	11	12	13	14	15	16	17	18	19	20	21	22	23	
Friday	16	10	6	4	4	3	9	13	16	23	30	26	16	31	25	35	21	26	33	33	20	16	15	17	448
Monday	5	10	12	6	5	11	9	16	16	32	22	28	33	32	29	20	31	36	18	27	18	17	9	15	457
Saturday	11	19	12	8	15	8	9	14	15	20	25	24	23	36	34	22	23	23	19	21	13	22	11	13	440
Sunday	5	8	5	6	12	7	9	11	17	18	22	22	23	21	26	12	29	18	19	21	17	19	21	17	385
Thursday	11	13	5	10	8	6	11	15	14	25	24	33	20	24	27	35	28	28	22	23	31	15	14	13	455
Tuesday	15	9	11	11	4	10	10	12	18	28	18	28	18	32	30	35	26	29	20	17	27	14	12	12	446
Wednesday	11	12	11	7	7	8	8	18	26	20	22	19	23	34	25	33	29	26	17	31	19	17	16	10	449
	74	81	62	52	55	53	65	99	122	166	163	180	156	210	196	192	187	186	148	173	145	120	98	97	3080

Destination Breakdown

Dispatched Time 1/1/2021 - 12/31/2021

Destination Locations	Total
1322 Campbell Ave	1
Belton Fire Department Medic Unit	1
Belton Regional Medical Center	1293
Benton House	11
Bristol Manor	1
Carnegie Village	1
Cass Regional Medical Center	42
Centerpoint Medical Center	28
Children's Mercy Hospital	47
Children's Mercy Hospital-East	1
Cottonwood springs	1
Crittenton Center	4
crittenton psych	1
foxwood Apartments	1
Foxwood Springs	35
Foxwood Springs Independent Living	1
Foxwood Springs Living Center	1
Home	9
Home Residence	2
kansas city hospice	1
Kansas City Hospice House	1
kc hospice	1
KC hospice house	2
Lee's Summit Medical Center	105
marillac	3
Marillac KU	1
Menorah Medical Center	50
Mirallac	1
Overland Park Regional Medical Center	34
Patient's Residence	1
Private Residence	1
Raymore Rehab	3
Redwood of Raymore	2
Rehabilitation Center of Raymore	53
Research Medical Center	330
Research Psychiatric Center	59
RESIDENCE	5
Shawnee Mission Medical Center	7
St. Joseph Medical Center	69
St. Luke's Hospital-East	270
St. Luke's Hospital-Kansas City	39
St. Luke's Hospital-South	19
St. Mary's Medical Center	2
Truman Medical Center-Hospital Hill	8
Truman Medical Center-Lakewood	17
University of Kansas Medical Center	44
US Veterans Medical Center	27
Total	2636

Mutual Aid Report

Alarm Dates 1/1/2021 - 12/31/2021

Aided Agency Name	Automatic Aid Given	Mutual Aid Given	Automatic Aid Received	Mutual Aid Received	Total
Belton Fire Department	2	154	7	27	190
Central Cass County Fire Protection District		4			4
Dolan-West Dolan Fire Protection District		2			2
Grandview Fire Department		2	2	4	8
Harrisonville Emergency Services				1	1
Kansas City Fire Department		1			1
Lee's Summit Fire Department		7	1	18	26
Pleasant Hill Fire Protection District	1	39	1	3	44
West Peculiar Fire Protection District	2	81	5	8	96
Western Cass Fire District		1			1
Grand Total	5	291	16	61	373